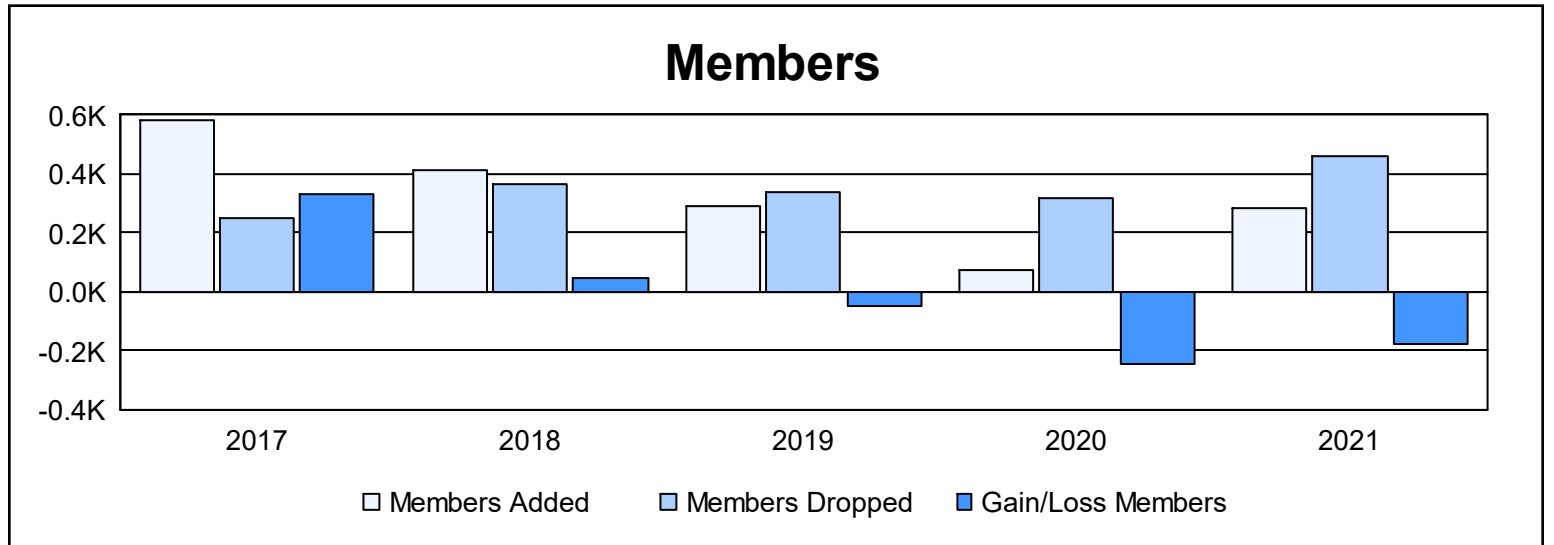
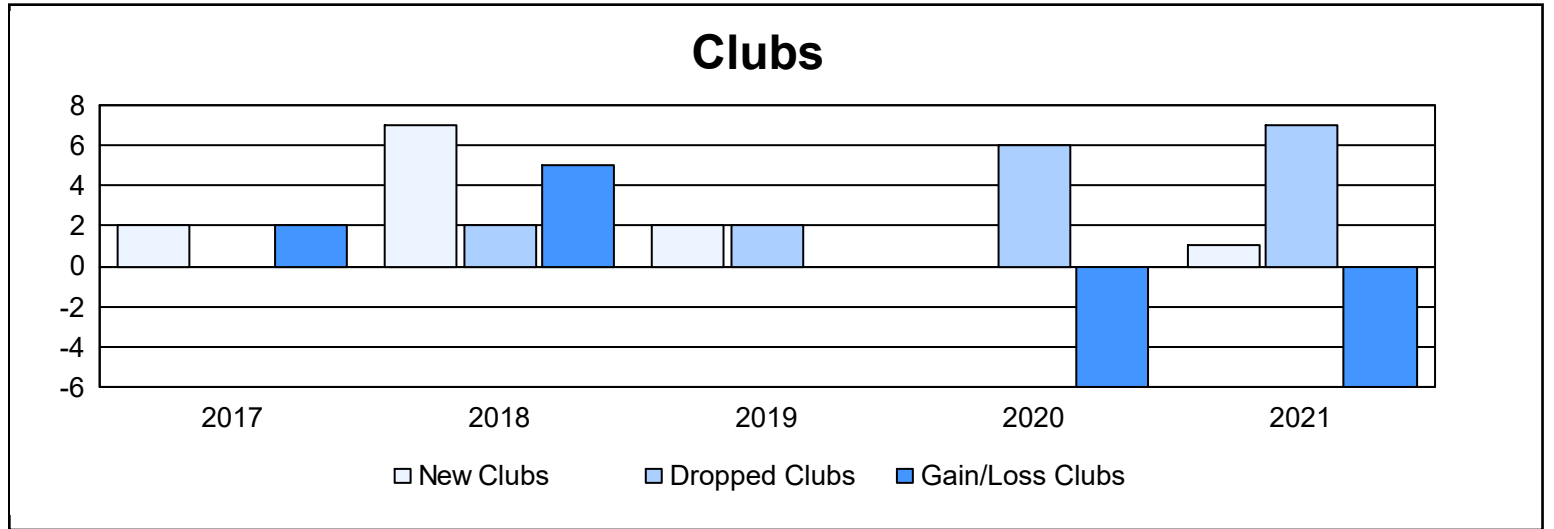
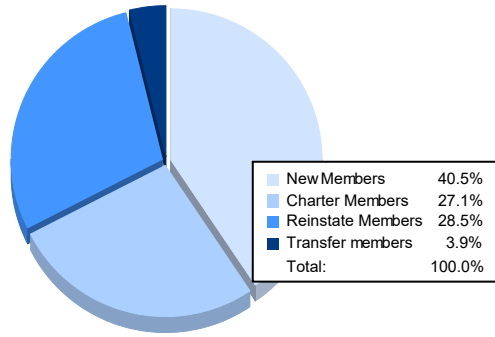


Year	New Clubs	Dropped Clubs	Gain/ Loss Clubs	New Members	Charter Members	Reinstate Members	Transfer Members	Total Member Added	Total Members Dropped	Gain/ Loss Members
2016-2017	2	0	2	490	75	20	1	586	253	333
2017-2018	7	2	5	229	156	23	3	411	367	44
2018-2019	2	2	0	193	50	42	6	291	340	-49
2019-2020	0	6	-6	52	7	9	8	76	320	-244
2020-2021	1	7	-6	115	77	81	11	284	460	-176
<b>Average</b>	<b>2</b>	<b>3</b>	<b>-1</b>	<b>216</b>	<b>73</b>	<b>35</b>	<b>6</b>	<b>330</b>	<b>348</b>	<b>-18</b>



### Membership Composition June 2021 Cumulative



### Gender Composition June 2021 Cumulative

